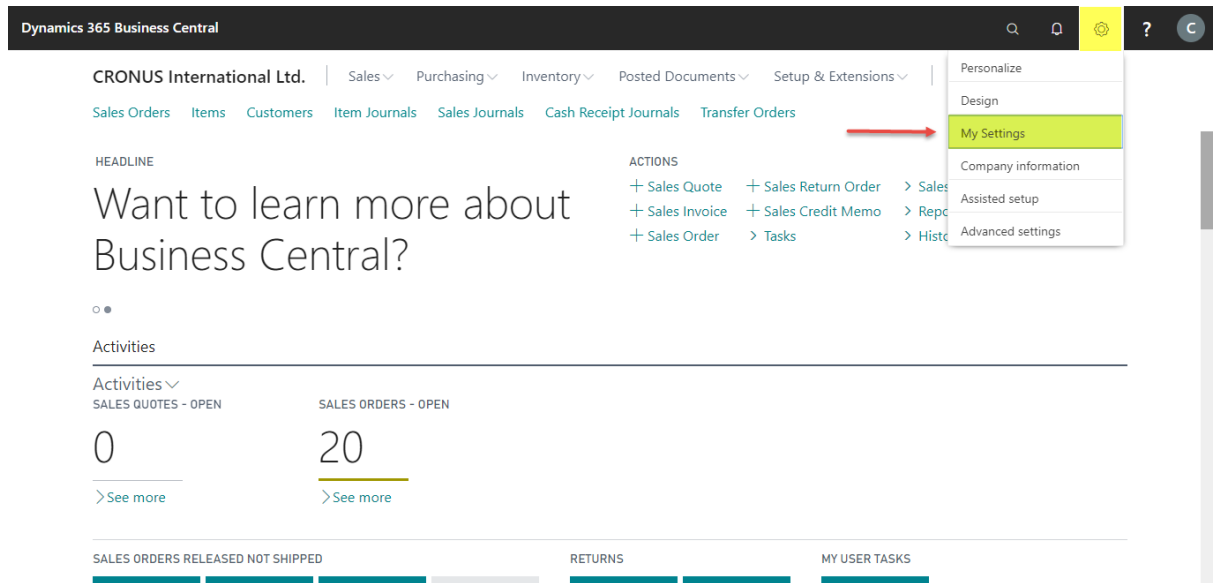


## NAVBUILD Role Centre

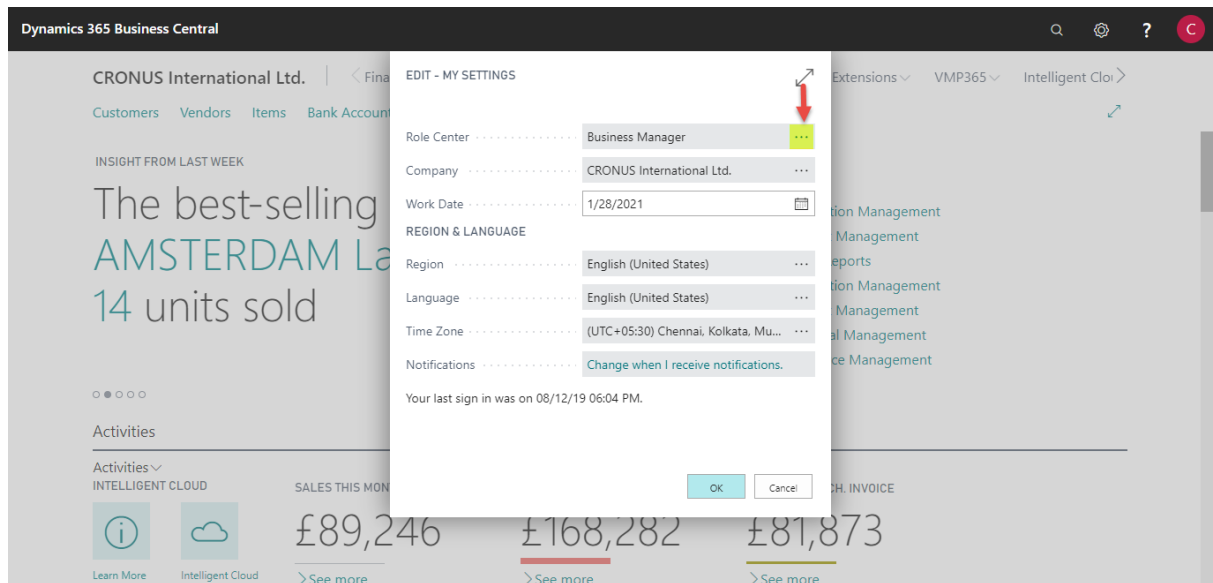
The default Role Centre page is changed to 'NAVBUILD Role Centre' by following the guidelines mentioned below.

### Guidelines

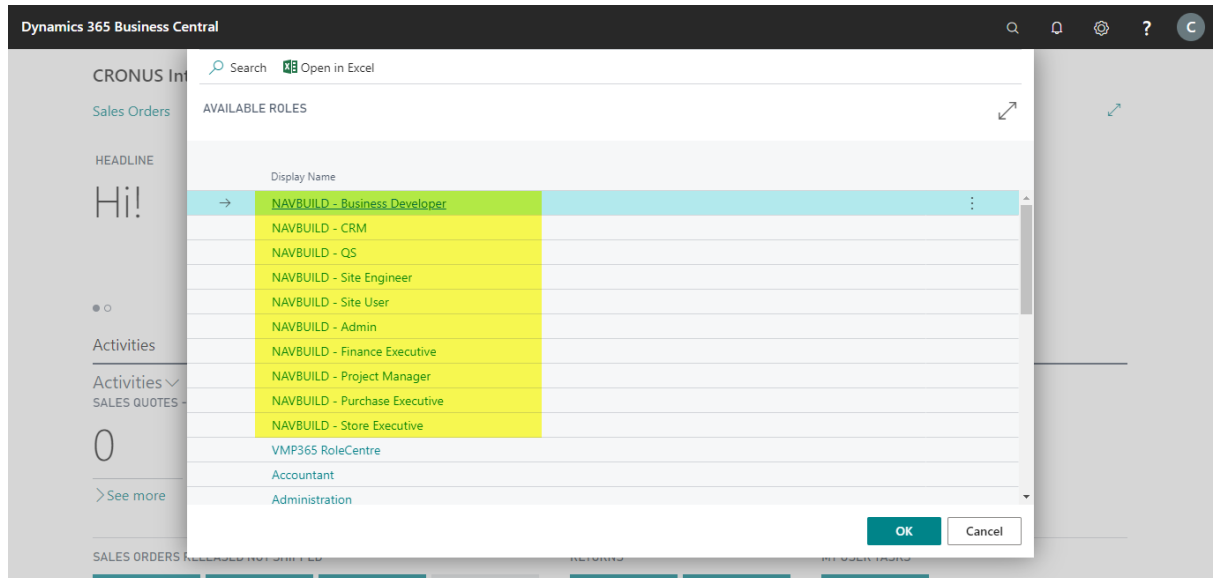
- **Step 1:** Go to 'My Settings'



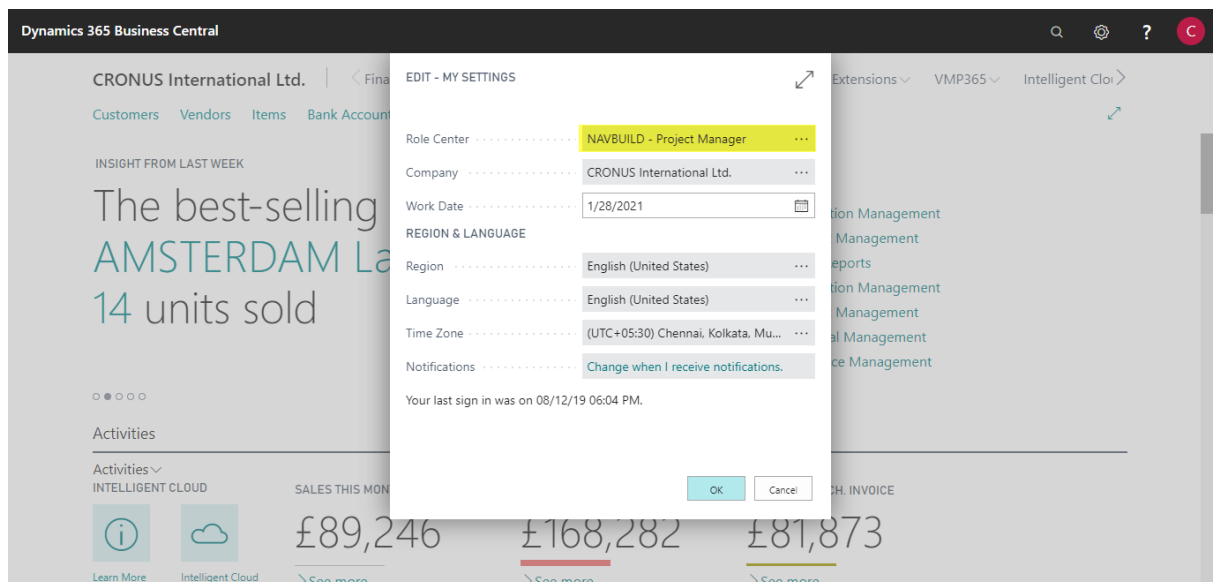
- **Step 2:** Choose the assist edit of Role Centre field



- **Step 3:** In Role Centre Overview select 'NAVBUILD Role Centre' and click 'Continue'



- **Step 4:** Role Centre field will be changed to 'NAVBUILD Role Centre', Press OK to continue



- **Step 5:** Finally, the Role Centre page will be reloaded and NAVBUILD Role Centre page setup is done

**Dynamics 365 Business Central**

CRONUS International Ltd. | < Estimation Management | Project Management | Material Management | Resource Management | VMF >

Projects | Estimations | Variation Orders | Rate Analysis | Items | Resources | Resource Groups

NAVBUILD

# Welcome to CETAS NAVBUILD

o ● o

Activities

Project Manager Activities

**ESTIMATION & PROJECTS**

OPEN RATE ANALYSIS <b>2</b>	OPEN ESTIMATIONS <b>31</b>	OPEN BASEL... BUDGETS <b>0</b>	OPEN VARIATI... ORDERS <b>1</b>
--------------------------------	-------------------------------	-----------------------------------	------------------------------------

**INVOICING**

SALES INVOICES <b>2</b>	PURCHASE INVOICES <b>0</b>	PAYMENT DUES <b>36</b>	RECEIPT DUES <b>46</b>
----------------------------	-------------------------------	---------------------------	---------------------------

WORK IN PROGRESS | JOBS TO BUDGET | ORDERS